

BEA Union Investment RMB Core Bond Fund

As at 28 February 2019



Retail Hotline: (852) 3608 0321 | www.bea-union-investment.com

- BEA Union Investment RMB Core Bond Fund (the "Fund") may invest primarily in debt securities denominated and settled in RMB. It is subject to RMB currency and conversion risk that could adversely affect the value of investors' investments.
- The Fund may be subject to the "Dim Sum" bond market risk, concentration risk/ China market risk and the risks associated with China interbank bond market, China tax risk, below investment grade and non-rated securities risk, and the Fund is more susceptible to volatility and/or lower liquidity.
- *The manager may at its discretion make distributions from income and/or capital in respect of the distributing classes of the Fund. Investors should note that the distributions paid out of capital amount to a return or withdrawal of part of the unitholder's original investment or from any capital gains attributable to that original investment. Such distribution may result in an immediate reduction of the net asset value per unit.
- The Fund may use financial derivatives for hedging and investment purposes and such exposure may lead to a higher risk of significant loss by the Fund.
- Investors should not make an investment decision based solely on this material.

RATING & AWARDS



Morningstar Overall Rating¹



One of the Top Investment Houses
in Asian G3 Bonds
(Hong Kong)²



One of the Top Investment Houses
in Asian Local Currency Bonds
(Hong Kong)²



House Award,
Best-In-Class,
Asia Fixed Income⁴

OBJECTIVE

The Fund seeks to achieve income and long-term capital growth by investing in debt securities and other assets that are denominated in RMB and other currencies.

FUND POSITIONING

- A RMB bond fund aims to capture stable dividends
- At least 70% in debt securities, bonds and deposits that are denominated or settled in RMB

FUND DETAILS

Base Currency	RMB
Management Fee	1.00% p.a.
Preliminary Charge	Up to 5.00%
Realisation Charge	Currently waived
Dealing Frequency	Daily (HK business days)
Dividend Frequency	Monthly (Aims to provide a monthly dividend, dividend is not guaranteed and distributions may be paid out of income and/or capital*)
Record Date**	14 th day of every month
Ex-Dividend Date	One business day after Record Date
Fund Size	RMB136 million

** If such day is not a business day, the record date will be the immediately preceding business day.

	NAV per Unit	Launch Date
A HKD (Dis)	HK\$90.69	28 Feb 2014
A RMB (Dis)	RMB99.22	28 Feb 2014
A USD (Dis)	US\$8.96	28 Feb 2014

CODES

	ISIN	Bloomberg
A HKD (Dis)	HK0000176740	BEARCAH HK
A RMB (Dis)	HK0000176732	BEARCAR HK
A USD (Dis)	HK0000176757	BEARCAU HK

1. © 2019Morningstar. All Rights Reserved. Data as of 28 February 2019. The rating is for A HKD (Dis).

2. Source: The Asset, 2018 Research for Asian G3 Bonds, October 2018.

3. Source: The Asset, 2018 Research for Asian Local Currency Bonds, June 2018.

4. Source: BENCHMARK, November 2017.

5. Since launch till 31 December of the same year.

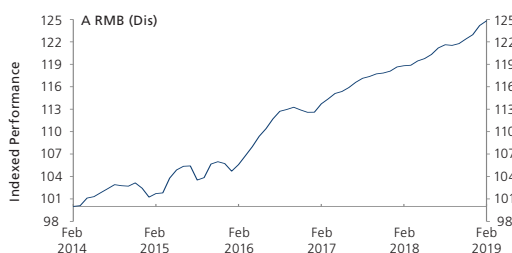
6. Please refer to the dividend notice available on website for dividend composition information and details. Dividend only applies to distributing classes and is not guaranteed. Past dividend record is not indicative of future dividend likely to be achieved. Annualised dividend yield = (dividend of the current month x 12) / last month end NAV x 100%. Please note that a positive distribution yield does not imply a positive return. Investors should not make any investment decision solely based on information contained in the table above. You should read the relevant offering document (including the key facts statement) of the fund for further details including the risk factors.

Source: Lipper, BEA Union Investment Management Limited

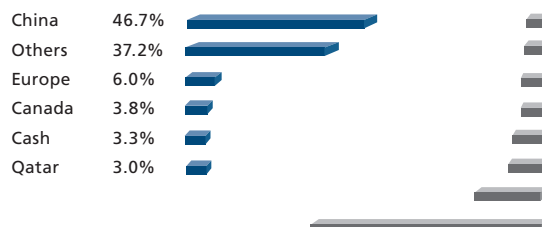
Performance is calculated in the respective class of denominated currencies on a NAV to NAV basis. Gross income is re-invested. HKD/USD based investors are exposed to foreign exchange

PERFORMANCE

	Cumulative Performance %				Calendar Year Performance %					Volatility %
	YTD	1 Year	3 Years	Since Launch	2018	2017	2016	2015	2014	3 Years (Annualised)
A HKD (Dis)	4.4	-0.4	16.8	15.3	-1.2	13.1	0.4	-2.4	0.7 ⁵	5.4
A RMB (Dis)	1.5	5.0	18.2	24.8	4.1	4.9	6.5	3.2	2.4 ⁵	1.4
A USD (Dis)	4.1	-0.8	15.7	14.0	-1.3	12.2	0.5	-2.2	0.7 ⁵	5.3



GEOGRAPHICAL ALLOCATION



[^]Other Asia Pacific includes Korea, Australia, Singapore, UAE, Malaysia, Supernational, Japan, Indonesia, India, and Macau

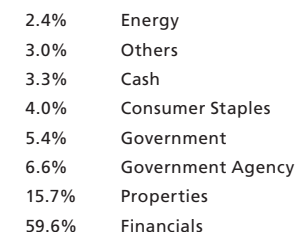
TOP HOLDINGS

	Market	Sector	Weights
China Development Bank	China	Government	7.6%
3.76% 14/08/2023			
China Gov't Bond	China	Government	5.4%
3.60% 06/09/2025			
Korea Expressway Corp	Korea	Government	3.9%
4.73% 28/03/2021			
ICBC	China	Financials	3.8%
4.50% 22/10/2021			
Korea Development Bank	Korea	Government	3.1%
4.60% 03/07/2021			

DIVIDEND⁶

	February 2019	Dividend per Unit	Annualised Yield
A HKD (Dis)		0.34000	4.5%
A RMB (Dis)		0.37000	4.5%
A USD (Dis)		0.03400	4.6%

SECTOR ALLOCATION



CURRENCY EXPOSURE

CNY	CNH	USD	Others
80.3%	13.0%	6.5%	0.2%

SUMMARY STATISTICS

Average Credit Rating	A
Investment Grade	93.0%
Non-Investment Grade	7.0%
Duration	2.0 years
Current Yield	4.5%

fluctuations.

Investments in the Fund are subject to investment risks, including the possible loss of the principal amount invested. For full details and risk factors of the Fund, please refer to the explanatory memorandum of the Fund. Investors should also read the explanatory memorandum of the Fund for detailed information prior to any subscription. The information contained herein is only a brief introduction to the Fund. Investors should be aware that the price of units may go down as well as up as the investments of the Fund are subject to market fluctuations and to the risks inherent in all investments. Past performance is not indicative of future performance. The Fund has been authorised by the Securities and Futures Commission ("SFC") in Hong Kong. SFC authorisation is not a recommendation or endorsement of a scheme nor does it guarantee the commercial merits of a scheme or its performance. It does not mean the scheme is suitable for all investors nor is it an endorsement of its suitability for any particular investor or class of investors. This material has not been reviewed by the SFC in Hong Kong.

Issuer: BEA Union Investment Management Limited