

BEA Union Investment China High Yield Income Fund

As at 31 July 2019



- BEA Union Investment China High Yield Income Fund (the "Fund") may invest significantly in below investment grade or non-rated debt securities, including high yield bonds, which are generally subject to lower liquidity, higher volatility and greater risk of loss of principal and interest than higher rated securities.
- The Fund's investments are concentrated in China. The value of the Fund may be more volatile than that of a fund having a more diverse portfolio of investments.
- The manager may at its discretion make distributions from income and/or capital in respect of the distributing classes of the Fund. Investors should note that the distributions paid out of capital amount to a return or withdrawal of part of the unitholder's original investment or from any capital gains attributable to that original investment. Such distribution may result in an immediate reduction of the net asset value per unit.
- In terms of currency hedged class units, adverse exchange rate fluctuations between the base currency of the Fund and the class currency of the currency hedged class units may result in a decrease in return and/or loss of capital for unitholders. Over-hedged or under-hedged positions may arise and there can be no assurance that these currency hedged class units will be hedged at all times or that the manager will be successful in employing the hedge.
- RMB is currently not freely convertible and is subject to foreign exchange control policies of the Chinese government. Non-RMB based (e.g. Hong Kong) investors are exposed to foreign exchange risk and there is no guarantee that the value of RMB against the investors' base currencies (for example HKD) will not depreciate. Any depreciation of RMB would adversely affect the value of investor's investment in the Fund.
- The Fund may use certain financial derivative instruments for hedging and investment purposes which may not achieve the intended purpose and may result in significant losses.
- Investors should not make an investment decision based solely on this material.



Retail Hotline: (852) 3608 0321
www.bea-union-investment.com

RECENT AWARDS



One of the Top Investment Houses in Asian G3 Bonds (Hong Kong)¹



One of the Top Investment Houses in Asian Local Currency Bonds (Hong Kong)²

OBJECTIVE

The Fund seeks to achieve medium to long term capital growth and regular income by primarily investing in high yield debt securities that are issued or guaranteed by entities which are incorporated in China or have significant operations in or assets in, or derive significant portion of revenue or profits from China.

FUND POSITIONING

- Diversified among 50 China high yield bonds
- Selects quality China high yield bonds to target stable income and additional return

FUND DETAILS

Base Currency	US\$
Management Fee	1.20% p.a.
Preliminary Charge	Up to 5.00%
Realisation Charge	Currently waived
Dealing Frequency	Daily (HK business days)
Fund Size	US\$68 million

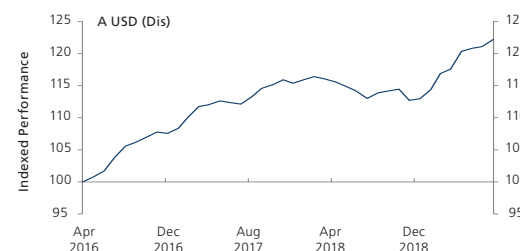
	NAV per Unit	Launch Date
A USD (Dis)	US\$9.84	22 Apr 2016
A HKD (Dis)	HK\$99.42	22 Apr 2016
A AUD Hgd (Dis)*	AU\$9.24	22 Apr 2016
A RMB Hgd (Dis)*	RMB96.92	22 Apr 2016

CODES

	ISIN	Bloomberg
A USD (Dis)	HK0000288032	BEACYAU HK
A HKD (Dis)	HK0000288040	BEACYAH HK
A AUD Hgd (Dis)*	HK0000288057	BEACYAA HK
A RMB Hgd (Dis)*	HK0000288065	BEACYAR HK

PERFORMANCE

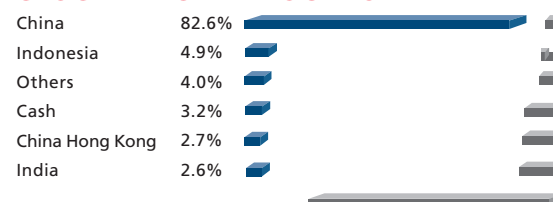
	Cumulative Performance %			Calendar Year Performance %		
	YTD	1 Year	Since Launch	2018	2017	2016
A USD (Dis)	7.0	7.5	22.4	-1.4	7.0	8.4 ³
A HKD (Dis)	7.0	7.2	23.6	-1.2	7.8	8.4 ³
A AUD Hgd (Dis)*	5.8	5.8	19.1	-2.5	6.6	8.3 ³
A RMB Hgd (Dis)*	6.8	7.5	27.8	-0.5	10.2	9.2 ³



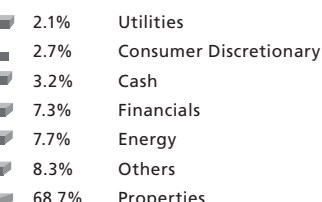
DIVIDEND⁴

	July 2019	Dividend per Unit	Annualised Yield
A USD (Dis)		0.07010	8.5%
A HKD (Dis)		0.70700	8.5%
A AUD Hgd (Dis)*		0.06400	8.2%
A RMB Hgd (Dis)*		0.73100	9.0%

GEOGRAPHICAL ALLOCATION



SECTOR ALLOCATION



TOP HOLDINGS

	Market	Sector	Weights
Scenery Journey Ltd 11.00% 06/11/2020	China	Properties	2.0%
China SCE Group 8.75% 15/01/2021	China	Properties	2.0%
Easy Tactic Ltd 8.75% 10/01/2021	China	Properties	1.9%
CFLD Cayman Investment 9.00% 31/07/2021	China	Properties	1.9%
Kaisa Group 11.25% 09/04/2022	China	Properties	1.7%

CURRENCY EXPOSURE

USD	Others
99.7%	0.3%

SUMMARY STATISTICS

Average Credit Rating	B+
Investment Grade	4.4%
High Yield	95.6%
Duration	2.3 years
Yield to Maturity	6.5%
Yield to Call	7.1%

*Hgd: Hedged.

1. Source: The Asset, 2018 Research for Asian G3 Bonds, October 2018.
2. Source: The Asset, 2018 Research for Asian Local Currency Bonds, June 2018.
3. Since launch till the 31 December of the same year.

4. Please refer to the dividend notice available on website for dividend composition information and details. Dividend only applies to distributing classes and is not guaranteed. Past dividend record is not indicative of future dividend likely to be achieved. Annualised dividend yield = (dividend of the current month x 12) / last month end NAV x 100%. Please note that a positive distribution yield does not imply a positive return. Investors should not make any investment decision solely based on information contained in the table above. You should read the relevant offering document (including the key facts statement) of the fund for further details including the risk factors.

Source: Lipper, BEA Union Investment Management Limited

Performance is calculated in the respective class of denominated currencies on a NAV to

NAV basis. Gross income is re-invested. HKD/USD based investors are exposed to foreign exchange fluctuations.

Investments in the Fund are subject to investment risks, including the possible loss of the principal amount invested. For full details and risk factors of the Fund, please refer to the explanatory memorandum of the Fund. Investors should also read the explanatory memorandum of the Fund for detailed information prior to any subscription. The information contained herein is only a brief introduction to the Fund. Investors should be aware that the price of units may go down as well as up as the investments of the Fund are subject to market fluctuations and to the risks inherent in all investments. Past performance is not indicative of future performance. The Fund has been authorised by the Securities and Futures Commission ("SFC") in Hong Kong. SFC authorisation is not a recommendation or endorsement of a scheme nor does it guarantee the commercial merits of a scheme or its performance. It does not mean the scheme is suitable for all investors nor is it an endorsement of its suitability for any particular investor or class of investors. This material has not been reviewed by the SFC in Hong Kong.

Issuer: BEA Union Investment Management Limited