

BEA Union Investment Asian Bond and Currency Fund

As at 31 July 2018



Retail Hotline: (852) 3608 0321 | www.bea-union-investment.com

- BEA Union Investment Asian Bond and Currency Fund (the "Fund") invests in emerging markets, which are subject to higher liquidity and volatility risks.
- The Fund may invest in lower-rated fixed income instruments, including below investment grade and non-rated debt securities, which are subject to greater credit and liquidity risks than higher-rated securities.
- The manager may at its discretion make distributions from income and/or capital in respect of the distributing classes of the Fund. Investors should note that the distributions paid out of capital amount to a return or withdrawal of part of the unitholder's original investment or from any capital gains attributable to that original investment. Such distribution may result in an immediate reduction of the net asset value per unit.
- In terms of currency hedged class units, adverse exchange rate fluctuations between the base currency of the Fund and the class currency of the currency hedged class units may result in a decrease in return and/or loss of capital for unitholders. Over-hedged or under-hedged positions may arise and there can be no assurance that these currency hedged class units will be hedged at all times or that the manager will be successful in employing the hedge.
- Investors may invest in RMB (Hedged) units. It should be noted that the RMB is currently not a freely convertible currency as it is subject to foreign exchange control policies of the Chinese government. There is also no assurance that the RMB will not be subject to devaluation. Any devaluation of the RMB could adversely affect the value of investors' investments. There is no guarantee that the hedging strategy will be effective and investors may still be subject to the RMB currency exchange risk.
- The Fund may enter into futures contracts and currency forward contracts for hedging and investment purposes. Given the leverage effect embedded in futures and currency forward contracts, the Fund may be exposed to significant losses.
- Investors should not make an investment decision based solely on this material.

RATING & AWARDS



One of the Top Investment Houses
in Asian Local Currency Bonds
(Hong Kong)²



House Award,
Best-In-Class,
Asia Fixed Income³



WINNER OF THE 2018
THOMSON REUTERS
LIPPER FUND AWARDS
HONG KONG

Best Bond Fund,
Asia Pacific, HC
(3 & 5 years)⁴



Gold Winner,
Regional Bond⁵



Best-In-Class,
Asia High Yield
Fixed Income⁶

OBJECTIVE

The Fund seeks regular interest income, capital gains and currency appreciation from an actively managed portfolio of debt securities denominated in Asian or other currencies and primarily issued by Asian government or corporate entities.

FUND POSITIONING

- A dynamic bond fund
- Invests primarily in corporate, government, high-yield and investment grade bonds in Asia

FUND DETAILS

Base Currency	US\$
Management Fee	1.20% p.a.
Preliminary Charge	Up to 5.00%
Realisation Charge	Currently waived
Dealing Frequency	Daily (HK business days)
Fund Size	US\$432 million

	NAV per Unit	Launch Date
A USD (Acc)	US\$22.74	28 Aug 2008
A RMB Hgd (Acc)*	RMB98.88	28 Mar 2018
A EUR Hgd (Acc)*	EUR9.96	21 Jun 2018
A USD (Dis)	US\$13.64	28 Aug 2008
H HKD (Dis)	HK\$11.02	1 Jun 2011
A AUD Hgd (Dis)*	AU\$10.05	30 May 2014
A RMB Hgd (Dis)*	RMB106.03	30 May 2014

CODES

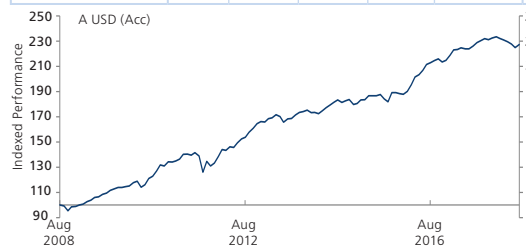
	ISIN	Bloomberg
A USD (Acc)	HK0000065208	BEABCAA HK
A RMB Hgd (Acc)*	HK0000272531	BEARMHA HK
A EUR Hgd (Acc)*	HK0000405735	BEABCAE HK
A USD (Dis)	HK0000065216	BEABCAI HK
H HKD (Dis)	HK0000081361	BEABCHD HK
A AUD Hgd (Dis)*	HK0000162856	BEAAUHD HK
A RMB Hgd (Dis)*	HK0000194263	BEARMHD HK

*Hgd: Hedged.

1. ©2018 Morningstar. All Rights Reserved. Data as of 31 July 2018. The rating is for A USD (Dis).
2. Source: The Asset, 2018 Research for Asian Local Currency Bonds, June 2018.
3. Source: BENCHMARK, November 2017.
4. Source: Lipper, performance for A USD (Acc) as at 29 December 2017. Award logo from Thomson Reuters Lipper Awards, ©2018 Thomson Reuters. All rights reserved. Used by permission and protected by the Copyright Laws of the United States. The printing, copying, redistribution, or retransmission of this Content without express written permission is prohibited.
5. Source: Fund Selector Asia, performance as at 30 June 2017.
6. Source: BENCHMARK, performance for A USD (Acc) as at 29 September 2017.
7. Since launch till 31 December of the same year.
8. Please refer to the dividend notice available on website for dividend composition information and details. Dividend only applies to distributing classes and is not guaranteed. Past dividend record is not indicative of future dividend likely to be achieved. Annualised dividend yield = (dividend of the current month x 12) / last month end NAV x 100%. Please note that a positive distribution yield does not imply a positive return. Investors should not make any investment decision solely based on information contained in the table above. You should read the relevant offering document (including the key facts statement) of the fund for further details including the risk factors.

PERFORMANCE

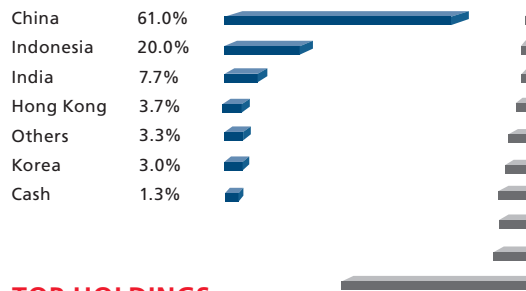
	Cumulative Performance %					Calendar Year Performance %					Volatility %
	YTD	1 Year	3 Years	5 Years	Since Launch	2017	2016	2015	2014	2013	3 Years (Annualised)
A USD (Acc)	-2.2	0.6	21.2	35.1	127.4	8.2	14.0	4.8	2.5	5.5	4.4
A USD (Dis)	-2.2	0.6	21.2	35.2	127.4	8.3	14.0	4.8	2.5	5.5	4.5
H HKD (Dis)	-1.8	1.0	22.6	36.7	62.6	9.1	14.0	4.8	2.5	5.5	4.3
A AUD Hgd (Dis)*	-2.6	0.0	21.5	N/A	32.5	7.7	14.8	6.9	2.9 ⁷	N/A	4.5
A RMB Hgd (Dis)*	-1.4	2.0	30.4	N/A	42.1	11.9	15.5	8.7	2.5 ⁷	N/A	4.6



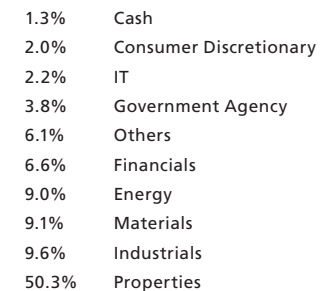
DIVIDEND⁸

	July 2018	Dividend per Unit	Annualised Yield
A USD (Dis)		0.05928	5.2%
H HKD (Dis)		0.04791	5.3%
A AUD Hgd (Dis)*		0.05625	6.8%
A RMB Hgd (Dis)*		0.63782	7.3%

GEOGRAPHICAL ALLOCATION



SECTOR ALLOCATION



TOP HOLDINGS

	Market	Sector	Weights
Medco Straits Services 8.50% 17/08/2022	Indonesia	Energy	3.2%
Indika Energy 6.875% 10/04/2022	Indonesia	Materials	3.0%
China Development Bank 4.69% 23/03/2023	China	Government Agency	2.3%
Bukit Makmur 7.75% 13/02/2022	Indonesia	Materials	2.3%
Vedanta Resources 8.25% 07/06/2021	India	Energy	2.3%

CURRENCY EXPOSURE

USD	CNH	Others
94.9%	5.0%	0.1%

SUMMARY STATISTICS

Average Credit Rating	BB
Investment Grade	18.1%
Non-Investment Grade	81.9%
Duration	3.1 years
Current Yield	6.8%

Source: Lipper, BEA Union Investment Management Limited

Performance is calculated in the respective class of denominated currencies on a NAV to NAV basis. Gross income is re-invested. HKD/USD based investors are exposed to foreign exchange fluctuations.

Investments in the Fund are subject to investment risks, including the possible loss of the principal amount invested. For full details and risk factors of the Fund, please refer to the explanatory memorandum of the Fund. Investors should also read the explanatory memorandum of the Fund for detailed information prior to any subscription. The information contained herein is only a brief introduction to the Fund. Investors should be aware that the price of units may go down as well as up as the investments of the Fund are subject to market fluctuations and to the risks inherent in all investments. Past performance is not indicative of future performance. The Fund has been authorised by the Securities and Futures Commission ("SFC") in Hong Kong. SFC authorisation is not a recommendation or endorsement of a scheme nor does it guarantee the commercial merits of a scheme or its performance. It does not mean the scheme is suitable for all investors nor is it an endorsement of its suitability for any particular investor or class of investors. This material has not been reviewed by the SFC in Hong Kong.

Issuer: BEA Union Investment Management Limited